



An Roinn Caiteachais
Phoiblí agus Athchóirithe
Department of Public
Expenditure and Reform



Single Public Service Pension Scheme

Relevant Authority Training Webinar

Module D: Retirement Benefits Administration

Thursday, 27 July 2023





Retirement Benefits Administration

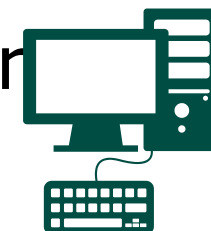
1. Pre-2013 versus Single Scheme - overview
2. Website Resources for Administrators
3. Single Scheme Members and Retirement Options
 - *Normal Retirement*
 - *Deferred/Preserved Retirement*
 - *Cost Neutral Early Retirement (CNER) and*
 - *Ill-Health Retirement/Short-Service Gratuity*
4. Compliance matters
5. Close





Housekeeping

- Webinar will run from 10.30am to 12.30pm. Break at 11.30pm for ten minutes.
- Mics will be muted for duration of webinar.
- Please use “Q and A” or “Chat” function to submit a question.
- Webinar part of suite of other resources available on our website – www.singlepensionscheme.gov.ie





Pre-2013 versus Single Scheme



Single Scheme versus Pre-2013 Pension Schemes








Some key differences include:

- No cap on length of time over which Single Scheme members can accrue benefits, 40 year cap applies to pre-2013 pension schemes only.
- Single Scheme retirement benefits are the sum of pension and lump-sum referable amounts earned from pay-period to pay-period, Scheme Year to Scheme Year and increased where CPI is positive
- Ill-Health Retirement Pension eligibility after 24 month vesting period completed (five years pre-2013)

Single Scheme – Overview



Single Scheme - Ongoing and Iterative

		Benefit Calculation	CPI
Yr 1		Pay, % FTE = Referable Amount	✓
Yr 2		Pay, % FTE = Referable Amount	✓
Yr 3		Pay, % FTE = Referable Amount	✓
Yr 4		Pay, % FTE = Referable Amount	✓
.....			
Yr 41		Pay, % FTE = Referable Amount	✓
Yr 42		Pay, % FTE = Referable Amount	✓
Yr 43		Pay, % FTE = Referable Amount	✓

Pension and Lump-sum Calculation:

Referable Amounts accrued every pay-period



Website Resources Administrators and Members



Retirement Toolkits



Employers



Toolkits



Leavers

Single Public Service Pension Scheme > Employers > Toolkits > Standard Forms and Checklists > Retirement

Normal Retirement
Cost Neutral Early Retirement
Ill Health Retirement

Normal Retirement

Context: In advance of retirement, a member must be issued with formal documents confirming their entitlements under the Single Pension Scheme.

Resource Toolkit: The resources provided in the table below may be used when a Scheme member retires at Normal Retirement Age. Please note that the Process Map should be read with the Process Guidelines.

Note: The items below are suggested resources and their use is not mandatory. Organisations are free to continue to use their own, existing resources or to amend the resources below as they see fit.

If your organisation is partnered with a Shared Services Centre for HR, Pensions or Payroll purposes, you may need to clarify with them what elements of work, (if any), that they have been resourced to undertake on your behalf.

Descriptor	Type	Link
1.Normal Retirement - Process Map	Process Map	
2.Normal Retirement - Process Guidelines	Process Guidelines	
3.Circulars and Legislation	Website Page	
4.Retirement Options Request Form	Template Form	
5.Verification Form - Other Retained Benefits Form (Non-Single Scheme)	Template Form	
6.Verification Form - Retained Single Scheme Benefits from prior employments	Template Form	
7.Retained Single Scheme Benefits Verification Form Cover Letter	Template Letter	
8.Scheme Vesting Calculation Tool	Calculation Tool	
9.Contributions and Referable Amounts Calculation Tool	Calculation Tool	
10.Normal Retirement - Interim Retirement Benefit Statement Template	Template Statement	
11.Normal Retirement - Interim Retirement Benefit Statement Cover Letter Template	Template Letter	
12.Member Retirement Acknowledgement Form	Template Form	

Toolkits covering:

- Normal Retirement
- Cost-Neutral Early Retirement
- Ill-Health Retirement (vested)
- Short-Service Gratuity (not-vested)

Process Maps



An Roinn Caiteachais
Phoiblí agus Athchóirithe
Department of Public
Expenditure and Reform



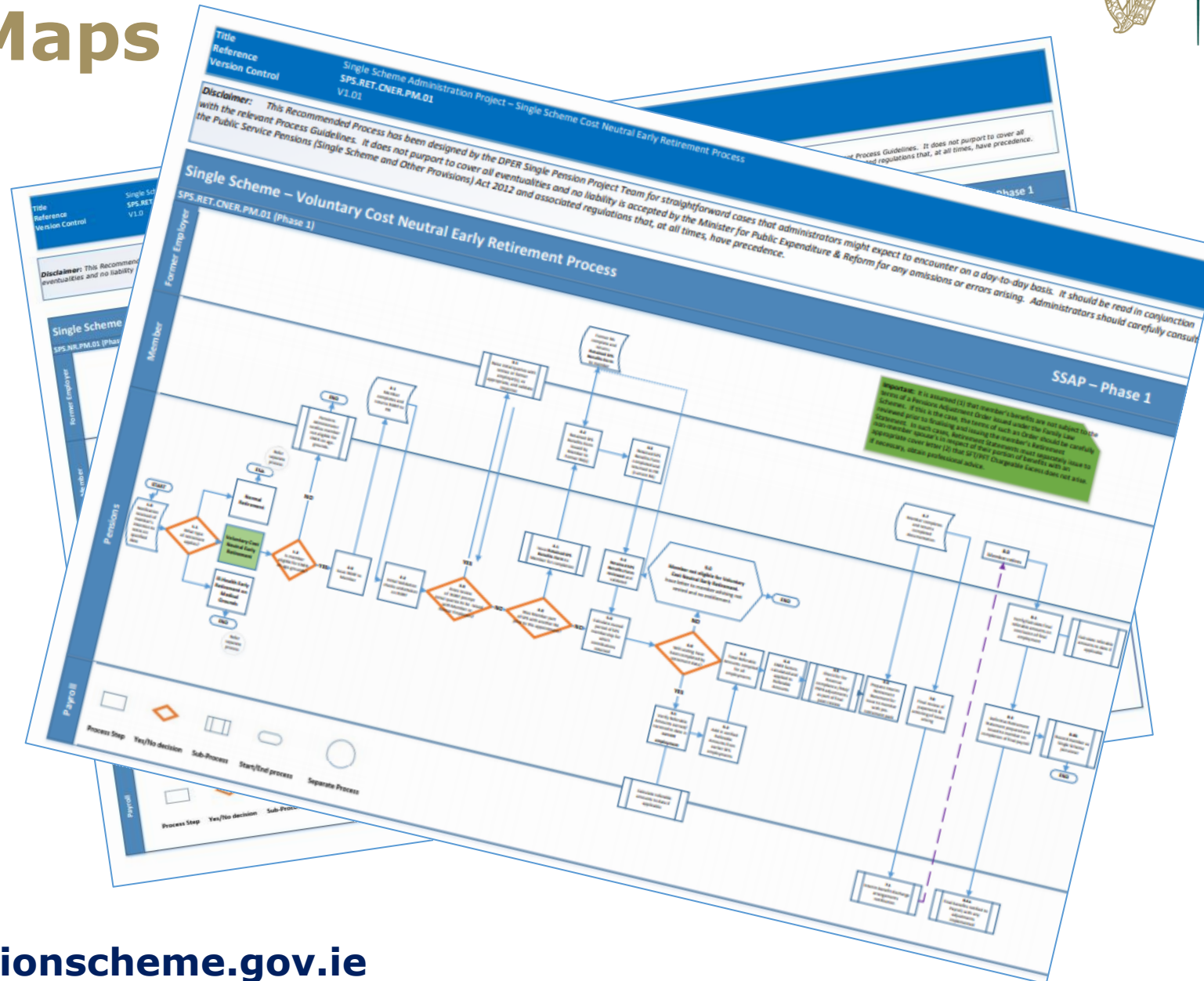
Employers



Toolkits



Leavers





Process Guidelines



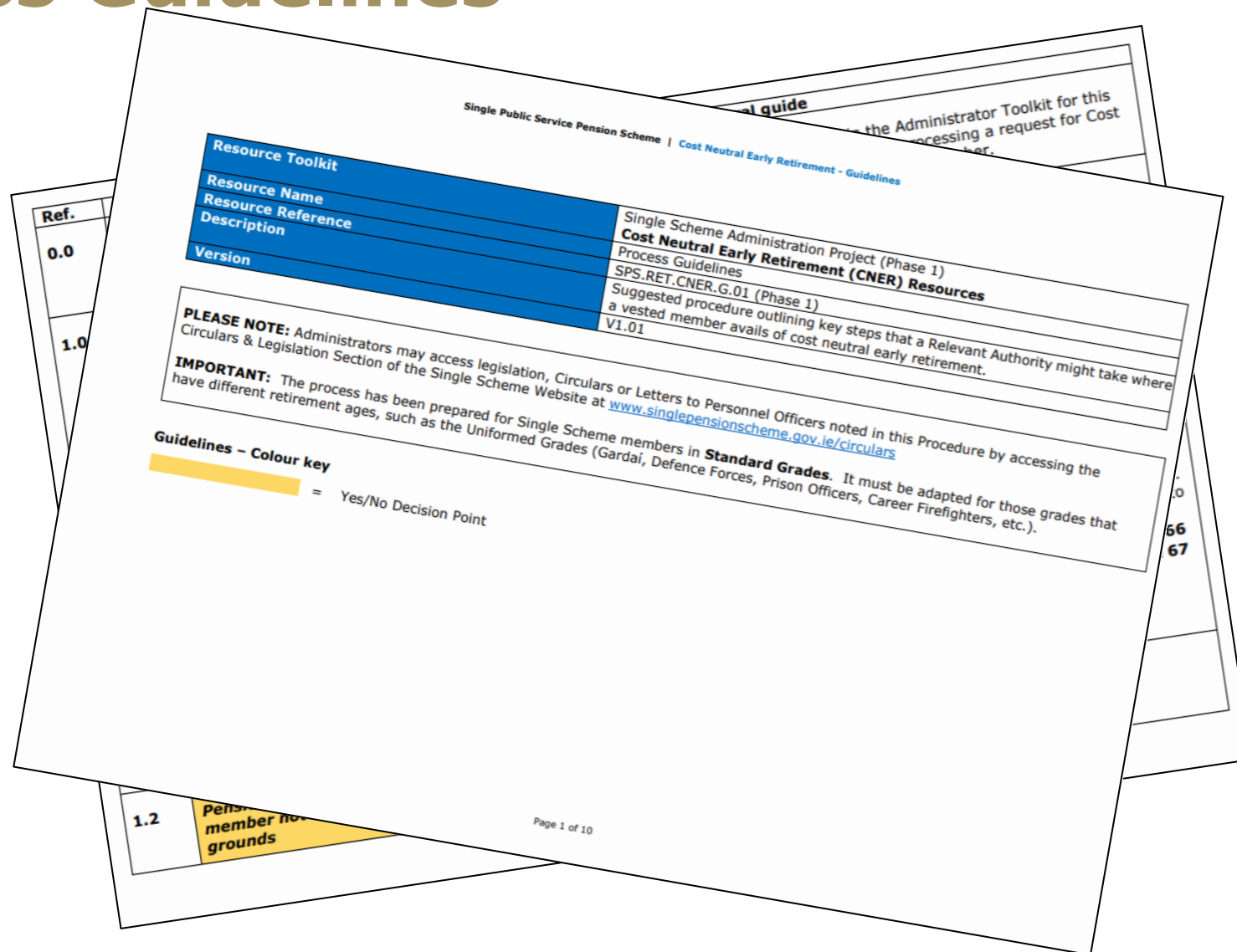
Employers



Toolkits



Leavers



- Template Forms
- Template Statements
- Template Letters
- Calculation Tools



Normal Retirement



Process Steps

- HR / Pensions in Relevant Authority or Shared Service can identify those active members eligible to retire on age grounds in advance of the Normal Retirement Age
- Relevant Authority writes out to eligible members with Pre-Retirement Pack, six to nine months in advance of the Normal Retirement Age
- If member makes decision to proceed, formal notification submitted to Relevant Authority in line with notice period protocols



Process Steps

- A member must have reached the minimum or normal retirement age at the proposed date of retirement to be eligible.
- Normal Retirement Age under the Single Scheme is the same as member eligibility age for the State Pension (Contributory) for standard accrual members
- Normal retirement age for the majority of Scheme members now 66 years of age. Upper retirement age of 70



Process Steps

- Formal notice to retire received in good time from member
- Ensure sufficient time to fully process and pay retirement pension and lump sum benefits
- What type of retirement applies?
- Confirm Member's eligibility to retire
 - *Date of birth?*
 - *Member's date of retirement after member's Normal Retirement age?*
 - *Vested in the Scheme?*



Process Steps

- Issue *Retirement Option Request Form* (RORF) to Member
- Original documents that may be required to be submitted with completed RORF:
 - *Member's original long-form birth certificate*
 - *Member's original Marriage Certificate or Certificate of Civil Partnership (if applicable)*
 - *Original Birth Certificate of member Spouse/Civil Partner (if applicable)*



Process Steps

- Template RORF available in Administrator Toolkit
- Issued to eligible member when notification of intention to retire formally received by RA
- RORF is completed and returned by member prior to retirement date - set a deadline for return of form to allow adequate time to process and pay benefits
- Offer assistance on completion of the form if required

The image shows a 'Single Public Service Pension Scheme Retirement Options Request Form'. The form is divided into several sections:

- Section A: TYPE OF RETIREMENT OPTION BEING REQUESTED**
 - 1. Retirement Option being requested: (please tick one box below)
 - ☐ Normal Retirement
 - ☐ Cost Neutral Early Retirement (minimum age 55)
 - ☐ Ill-Health Retirement (please refer to Local HR prior to submitting)
 - 2. Indicative retirement date: ____/____/____ (DD/MM/YYYY)
- Section B: MEMBER PERSONAL DETAILS (please fully complete all fields below)**
 - 1. PPS Number: [grid]
 - 2. Employee Number: [grid]
 - 3. Title: [grid]
 - 4. Surname: [grid]
 - 5. First Name(s): [grid]
 - 6. Date of Birth: ____/____/____ (DD/MM/YYYY)
 - 7. Personal Correspondence Address: [grid]
 - 8. Personal Telephone Number: Mobile [grid], Landline [grid]
 - 9. Personal Email Address: [grid]

Page 2 of 5



Process Steps

RORF assists Administrators in meeting their legal obligations and:

- *Includes statutory declaration in relation to any other pension benefits payable from any other sources - other than State Pension (Contributory)*
- *Captures information on Single Scheme Member benefits held with former RA employers*
- **"Ret Ben 1" issued with RORF** to capture details of any other, non-Single Scheme retained benefits

The image shows a 'Single Public Service Pension Scheme Retirement Options Request Form'. It is a detailed document with multiple sections. Section A, 'TYPE OF RETIREMENT OPTION BEING REQUESTED', includes checkboxes for 'Normal Retirement', 'Cost Neutral Early Retirement (minimum age 55)', and 'Ill-Health Retirement (please refer to Local HR prior to submitting)'. It also has a field for 'Indicative retirement date: DD/MM/YYYY'. Section B, 'MEMBER PERSONAL DETAILS (please fully complete all fields below)', includes fields for 'PPS Number', 'Employee Number', 'Title', 'Surname', 'First Name(s)', 'Date of Birth', 'Personal Correspondence Address', 'Personal Telephone Number: Mobile' and 'Landline', and 'Personal Email Address'. The form is marked 'Page 2 of 5' at the bottom.



Retirement Options Request Form

Single Public Service Pension Scheme																																																																																	
Retirement Options Request Form																																																																																	
Purpose: This form should be fully completed by a member of the Single Public Service Pension Scheme who is retiring or requesting formal Normal Retirement Options. The purpose of this form is to capture up to date information required by employers to accurately prepare Retirement Options and to comply with relevant legislation.																																																																																	
SECTION A. TYPE OF RETIREMENT OPTION BEING REQUESTED																																																																																	
1. Retirement Option being requested: <i>(please tick one box below)</i>																																																																																	
<input type="checkbox"/> Normal Retirement																																																																																	
<input type="checkbox"/> Cost Neutral Early Retirement (minimum age 55)																																																																																	
<input type="checkbox"/> Ill-Health Retirement (please refer to Local HR prior to submitting)																																																																																	
2. Indicative retirement date: ____/____/____ (DD/MM/YYYY)																																																																																	
SECTION B. MEMBER PERSONAL DETAILS <i>(please fully complete all fields below)</i>																																																																																	
1. PPS Number:	<table border="1"><tr><td></td><td></td><td></td><td></td><td></td><td></td><td></td><td></td><td></td><td></td><td></td><td></td><td></td><td></td><td></td><td></td><td></td><td></td><td></td><td></td></tr></table>																																																																																
2. Employee Number	<table border="1"><tr><td></td><td></td><td></td><td></td><td></td><td></td><td></td><td></td><td></td><td></td><td></td><td></td><td></td><td></td><td></td><td></td><td></td><td></td><td></td><td></td></tr></table>																																																																																
3. Title:	Ms <input type="checkbox"/> Mrs <input type="checkbox"/> Mr <input type="checkbox"/> Other <table border="1"><tr><td></td><td></td><td></td><td></td><td></td><td></td><td></td><td></td><td></td><td></td><td></td><td></td><td></td><td></td><td></td><td></td><td></td><td></td><td></td><td></td></tr></table>																																																																																
4. Surname:	<table border="1"><tr><td></td><td></td><td></td><td></td><td></td><td></td><td></td><td></td><td></td><td></td><td></td><td></td><td></td><td></td><td></td><td></td><td></td><td></td><td></td><td></td></tr></table>																																																																																
5. First Name(s):	<table border="1"><tr><td></td><td></td><td></td><td></td><td></td><td></td><td></td><td></td><td></td><td></td><td></td><td></td><td></td><td></td><td></td><td></td><td></td><td></td><td></td><td></td></tr></table>																																																																																
6. Date of Birth:	____/____/____ (DD/MM/YYYY)																																																																																
7. Personal Correspondence Address:	<table border="1"><tr><td></td><td></td><td></td><td></td><td></td><td></td><td></td><td></td><td></td><td></td><td></td><td></td><td></td><td></td><td></td><td></td><td></td><td></td><td></td><td></td></tr><tr><td></td><td></td><td></td><td></td><td></td><td></td><td></td><td></td><td></td><td></td><td></td><td></td><td></td><td></td><td></td><td></td><td></td><td></td><td></td><td></td></tr><tr><td></td><td></td><td></td><td></td><td></td><td></td><td></td><td></td><td></td><td></td><td></td><td></td><td></td><td></td><td></td><td></td><td></td><td></td><td></td><td></td></tr><tr><td></td><td></td><td></td><td></td><td></td><td></td><td></td><td></td><td></td><td></td><td></td><td></td><td></td><td></td><td></td><td></td><td></td><td></td><td></td><td></td></tr></table>																																																																																
8. Personal Telephone Number: Mobile	<table border="1"><tr><td></td><td></td><td></td><td></td><td></td><td></td><td></td><td></td><td></td><td></td><td></td><td></td><td></td><td></td><td></td><td></td><td></td><td></td><td></td><td></td></tr></table>																																																																																
Landline	<table border="1"><tr><td></td><td></td><td></td><td></td><td></td><td></td><td></td><td></td><td></td><td></td><td></td><td></td><td></td><td></td><td></td><td></td><td></td><td></td><td></td><td></td></tr></table>																																																																																
9. Personal Email Address:	_____																																																																																

Retirement option
being applied for

Personal Information



Retirement Options Request Form

SECTION C. DETAILS OF SPOUSE / CIVIL PARTNER AND ELIGIBLE CHILDREN (Please fully complete all fields below. If not applicable, please write N/A)										
Legal Civil Status: <input type="checkbox"/> Single <input type="checkbox"/> Married <input type="checkbox"/> Civil Partnership <input type="checkbox"/> Co-Habiting (please tick ONE box only) <input type="checkbox"/> Separated <input type="checkbox"/> Divorced <input type="checkbox"/> Widowed <input type="checkbox"/> Surviving Civil Partner <input type="checkbox"/> A Former Civil Partner (i.e. Formerly in a Civil Partnership that has been legally dissolved)										
Name of Spouse/ Civil Partner: _____	Maiden Name of Spouse/Civil Partner (if applicable): _____									
Date of Birth of Spouse/Civil Partner: ____/____/____ (DD/MM/YYYY)										
Please provide details for each eligible child ¹ in the table below:										
#	Eligible Child's Name:	Gender:	Date of Birth:							
1		M <input type="checkbox"/> F <input type="checkbox"/>	D	D	M	M	Y	Y	Y	Y
2		M <input type="checkbox"/> F <input type="checkbox"/>	D	D	M	M	Y	Y	Y	Y
3		M <input type="checkbox"/> F <input type="checkbox"/>	D	D	M	M	Y	Y	Y	Y
4		M <input type="checkbox"/> F <input type="checkbox"/>	D	D	M	M	Y	Y	Y	Y
5		M <input type="checkbox"/> F <input type="checkbox"/>	D	D	M	M	Y	Y	Y	Y
Note: If one of the children indicated above is <i>permanently incapacitated</i> , please note the number reference for this child: _____										
Please enclose the following <u>original</u> Certificates: <ul style="list-style-type: none">• Your Birth Certificate• If applicable, your Marriage Certificate or Certificate of Civil Registration• If applicable, the Birth Certificate of your Spouse or Civil Partner										
<small>¹An eligible Child means a child or step-child or lawfully adopted child of a member, where the child a) has not attained the age of 16 years; b) has attained the age of 16 years but has not attained the age of 22 years and (i) is receiving full-time educational or vocational instruction or (ii) is undergoing full-time instruction or training by any person for any vocation, profession or trade; or (c) is permanently incapacitated by reason of mental or physical infirmity from maintaining himself or herself and who, when his or her permanent incapacity first occurred, was a person to who met the conditions at (a) or (b) above.</small>										
SECTION D. FAMILY LAW MATTERS										
Are you currently subject to, or do you expect to become subject to, the terms of a Pensions Adjustment Order granted arising from Family Law proceedings that may affect your pension benefits under this Pension Scheme?										
Please tick as appropriate: <input type="checkbox"/> NO <input type="checkbox"/> YES (If 'yes', please enclose full details)										

Spouse/Civil Partner
and Eligible Children,
Family Law (PAO)



Retirement Options Request Form

SECTION E. STATUTORY PENSIONS DECLARATION FORM	
<p>To ensure compliance with the relevant provisions of Taxes Consolidation Act 1997 and the Public Service Pensions (Single Scheme & Other Provisions Act 2012), a member or former member who is claiming retirement benefits from a Public Sector Pension Scheme is obliged to complete a Pensions Declaration Form in relation to retirement entitlements from any other source – other than any State Social Welfare Pension based on PRSI/National Insurance Contributions (details of which are not required).</p> <p>NOTE: A response to ALL questions below is mandatory</p>	
1. On or after 7 December 2005 and up to and including the date you make this declaration, did you:	
(a) Become entitled to any pension, lump sum or any other pension related benefit ² from any pension arrangement, other than your pension entitlements from your current Public Service employer under the terms of the Single Public Service Pension Scheme?	YES <input type="checkbox"/> NO <input type="checkbox"/>
(b) Direct that a payment or transfer be made to an overseas pension arrangement?	YES <input type="checkbox"/> NO <input type="checkbox"/>
2. From the date you make this declaration up to the date of your retirement/claiming preserved pension benefits from the civil service (or public service):	
(a) Do you expect to become entitled to any pension, lump sum or any other pension related benefit ³ from any other pension arrangement other than from the Single Public Service Pension Scheme?	YES <input type="checkbox"/> NO <input type="checkbox"/>
(b) Did you intend to direct that a payment or transfer be made to an overseas pension arrangement?	YES <input type="checkbox"/> NO <input type="checkbox"/>
<p><u>Important</u></p> <p>If you have answered "Yes" to any of the above questions, you must complete Form RetBen1 for each pension benefit source.</p> <p>If you have answered "No" to each of the above questions, Form RetBen1 does not need to be completed</p>	
3. Do you have a certificate from the Revenue Commissioners stating the amount of your Personal Fund Threshold in accordance with section 787P of the Taxes Consolidation Act 1997? If the answer is 'Yes', please enclose a copy of the Certificate issued by the Revenue Commissioners.	YES <input type="checkbox"/> NO <input type="checkbox"/>
4.	
(a) On or after 8 February 2012 and up to and including the date you make this declaration, did you exercise an encashment option in accordance with section 787TA of the Taxes Consolidation Act 1997?	YES <input type="checkbox"/> NO <input type="checkbox"/>
(b) From the date you make this declaration up to the date of your retirement / claiming preserved pension benefits from the civil service (or public service), do you intend to exercise an encashment option in accordance with section 787TA of the Taxes Consolidation Act 1997?	YES <input type="checkbox"/> NO <input type="checkbox"/>

Details of other privately held pension benefits

Details of other public service pension benefits

Does applicant have a PFT?



Retirement Options Request Form

5. If you have exercised, or intend to exercise, an encashment option in accordance with section 787TA of the Taxes Consolidation Act 1997 (the Act) in circumstances where all or any part of the encashment tax remains (or is likely to remain) unpaid⁴ and, as such, is required under section 18 of the Act to be treated as "chargeable excess tax" by the public sector pension administrator, please specify the amount (or likely amount) of the unpaid encashment tax: €_____

If you are in any doubt as to whether or not you hold retained pension benefits, the onus is on you personally to verify this and source full up-to-date information prior to completing this Statutory Declaration.

EMPLOYEE DECLARATION

I declare that the information provided by me in this form is complete and correct. I acknowledge that I am personally responsible for any tax liability that may arise due to my non-declaration/incorrect declaration of any retirement benefits on this form.

Print Name: _____

Signature: _____

Date: ____/____/____ (DD/MM/YYYY)

Employee Declaration

² This includes **any** pension, annuity, retirement lump sum or any other pension related benefit (e.g. transfer to an Approved Retirement Fund) which you became entitled to under a pension arrangement but does not include social welfare benefits, such as the State Pension. Any pension benefits which came into payment before 7 December 2005 are also not included. Please note the key point is an entitlement to a pension on or after 7 December 2005 in respect of which benefits actually came into payment e.g. if you retired or otherwise became entitled to an immediate payment of a pension benefit from a pension arrangement on or after 7 December 2005).

³ This includes any pension, annuity, retirement lump sum or any other pension related benefit (e.g. transfer to an Approved Retirement Fund) which you expect to become entitled to for the first time under a pension arrangement belonging to you after the date of this declaration, but does not include social welfare benefits such as the State Pension.

⁴ Under section 787TA of the Taxes Consolidation Act 1997, individuals in the Civil/Public Service with significant private sector and public service pension rights/savings may, subject to conditions, encash some or all of their private sector pensions rights in advance of drawing down their public service pension rights with a view to mitigating the chargeable excess that would otherwise arise on the crystallisation of those public service pension rights. The amount encashed is subject to income tax at a "ring-fenced" rate of 41% plus 4% USC. Encashed amounts do not constitute Benefit Crystallisation Events (BCEs) for the purposes of the Standard Fund Threshold (SFT) regime.

Does completed RORF raise queries?

*If so, validate information with
member/former employer(s) where required*



Process Steps

Does the member have retained benefits held under a private pension scheme?

- *"Ret Ben 1" form issued with RORF*
- *Member gives RA authority to contact other parties to verify required information*

Was the member in the Single Scheme with another RA?

- *Issue Single Scheme Benefit Verification Form to Member*
- *Member forwards this form to previous RA(s) for completion and return*



Ret Ben 1 Form

- Template “Ret Ben 1” form can be used where a Scheme member has indicated that they hold **retained** non-Single Scheme pension benefits including:
 - *Pre 2013 public service pension benefits*
 - *Private pensions (domestic or overseas)*
- Member authorises Relevant Authority to obtain relevant information from other parties
- “Ret Ben 1” captures key information to assist Scheme Administrators meet their Revenue obligations
- A separate “Ret Ben 1” form must be issued for **each** retained benefit source

STATUTORY DECLARATION - RETAINED PENSION BENEFITS NOTIFICATION FORM

FORM RETBEN1

Purpose: This form is used to provide additional information on other pension benefits that you hold under any other pension arrangement. Please note that a separate Retained Pension Benefits Notification Form must be used for **EACH** retained pension benefit source (if applicable).

1. Type of Pension Arrangement (please tick most appropriate description)

Defined Benefit Occupational Pension Scheme	Retirement Annuity Contract
Defined Contribution Occupational Pension Scheme	Personal Retirement Savings Account
AVC Pension Scheme	Other: Please specify

2. Name of Insurance Provider/Policy Administrator:

3. Correspondence Address of Insurance Provider/Policy Administrator:

4. Policy or Reference Number:

5. Date of Entitlement to Benefits under this policy: ____ / ____ / ____
(DD/MM/YYYY)

6. Amount of any transfer payment to an Overseas C Arrangement and Contact Details for the Receiving Pension Arrangement:

Page 2 of 4



Verification Form – Other Single Scheme Benefits

- This form is used when a member has indicated on the RORF that they may **have retained Single Scheme benefits** from employment with another RA
- Contains key information that may assist with the accurate calculation of member benefits
- Cover letter and template form available on website:
 - *Member completes Part A of form and arranges for completion of Part B by former Relevant Authority employer(s).*
 - **A separate form should issue to each Relevant Authority** if more than one former Single Scheme employer
 - *Member returns completed form(s) to Relevant Authority*
 - *Vesting Check*
 - *Referable Amounts validated*

Verification on Retirement - Retained Single Scheme Benefits from Prior Employments

Single Public Service Pension Scheme

About this Form:
This form should be used when a member of the Single Public Service Pension Scheme is retiring, or has requested formal retirement options, and has indicated that they may have retained Single Scheme benefits from earlier employment with another Public Service Body.

Section A - to be completed by MEMBER:

- You should fully complete Section A to assist your former employer locate relevant details.
- On completion, you should send this Form to the Pensions Officer of your former employer for completion of Section B.
- **If you had more than one former employer, you should complete/send a form for EACH employer.**
- On receipt of your fully completed Form from your former employer(s), you should pass the original to your current employer(s).

Section B - to be completed by FORMER EMPLOYER:

- Former employers should carefully complete Section B of this form.
- On completion, you should send this Form to the individual concerned at their current address.
- A delay in completion of this Form may delay the issue of Retirement Options and/or payment of retirement benefits to the member.

SECTION A: To be completed by MEMBER

Member First Name	
Member Surname	
Member Maiden Name (if applicable)	
Date of Birth	
PPSN	
Current Address	
Contact number or email	

I claim the following benefits in respect of my prior membership of the Single Public Service Pension Scheme in your employment. Please complete Part B of this Form and return to me at the address above.

Ref	Grade/Occupation	Employer Location	From date	To date
1				



Verification Form – Other Single Scheme Benefits

- Member may have the option to restore benefits in respect of prior Single Scheme employment(s).
- Member may already be in the process of restoring benefits. Benefits are not restored until any refund (plus compound interest) is paid in full. It is necessary to calculate the amount of refund paid and the sum of referable amounts restored and deduct any liability from the calculated gross lump sum
- Referable Amounts verified for former Single Scheme employment(s)
- Referable Amounts consolidated across all employments by final Relevant Authority

Interim Retirement Benefit Statement



An Roinn Caiteachais
Phoiblí agus Athchóirithe
Department of Public
Expenditure and Reform

- Issued to member prior to retirement date along with:
 - *Interim Retirement Statement Cover Letter – Next Steps/ Documentation Required*
 - *Member's Retirement Acknowledgement Form*
 - *Bank Mandate Form*
- Sets out the basis for Single Scheme retirement benefit calculations
- Specify date for return of *Member Retirement Acknowledgement Form* which is required prior to issue of instruction to pay member retirement benefits



Final Retirement Benefit Statement

- *Final Retirement Benefit Statement* completed and issued to member following retirement
- Statement shows verified **final** referable amounts accrued up to the date of a member's retirement
- Template cover letter sets out conditions attached to ongoing payment of pension and contact details for future queries

The image shows a tilted view of the 'Single Public Service Pension Scheme Final Retirement Benefit Statement' form. The form is divided into several sections:


- Part A - Personal Information:** Includes fields for Member Name, PPS Number, Date of Birth, Date of Retirement, Type of Retirement, Home Address, and Civil Status.
- Pension Adjustment Order:** A section for the member to indicate if they are a member of the Single Public Service Pension Scheme.
- Part B - About your Statement:** Includes a section for 'What is the purpose of my Statement?' and a list of documents provided.
- What information does my Statement contain?:** A table with four rows: Part A (Personal Information), Part B (About your Statement), Part C (Pension Adjustment Order), and Part D (Other benefits).

At the bottom right, it says 'Page 2 of 6'.



Deferred Benefits

- A member who has paid contributions to the Scheme for 24 months or more and ceases pensionable employment before reaching the Normal Retirement Age will be eligible for deferred or “preserved” benefits on reaching the Normal Retirement Age
- Final Relevant Authority is responsible for processing the retirement of a deferred member in respect of all Single Scheme employments
- Process is the same as that for Normal Retirement
- Deferred Retirement Benefits based on referable amounts accrued throughout all pensionable employments and up to last day of employment with the final RA
- Referable amounts adjusted for CPI where applicable





Where a retiring member of the Single Scheme has had multiple Relevant Authority employers, who is responsible for consolidating and paying all benefits built up?

**Final Relevant Authority
Employer**



A **deferred** member can apply to the final Relevant Authority employer for deferred Single Scheme benefits from which age?

**Deferred Normal
Retirement Age**



Cost Neutral Early Retirement



Cost Neutral Early Retirement

- Subject to employer approval, a scheme member is eligible for *Cost Neutral Early Retirement* (CNER) before reaching the Normal Retirement Age
- Cost Neutral Early Retirement:
 - *only available to **standard accrual members***
 - *member must be 55 years of age or older to be eligible*
 - *member must be vested in active employment (deferred members ineligible)*
- Retirement benefits are calculated up to the date of early retirement and actuarially reduced in line with approved actuarial rates
- Benefits are reduced permanently to take into account member age at retirement and the time remaining until the member's Normal Retirement Age

Ref: Circular 18 of 2017



Cost Neutral Early Retirement

Appendix A – Actuarial Reduction Tables for Cost Neutral Early Retirement

Table 1 – Normal Retirement Age 66 Years

Age at Last Birthday	Pension	Lump Sum
55	69%	97%
56	71%	97%
57	73%	97%
58	76%	98%
59	78%	98%
60	81%	98%
61	84%	98%
62	86%	99%
63	90%	99%
64	93%	99%
65	96%	99%
66	100%	100%

- **Circular 18 of 2017:** Pension and Lump-Sum reduction factors based on NRA of 66, 67 or 68
- However, since Budget 2021 deferral in the increase to 67 years of age for eligibility for State Pension (Contributory) **all standard accrual member CNER applications will be on the basis of a Normal Retirement Age of 66 years of age**
- In September 2022, it was decided against mandatory increasing of State pension age, instead allowing option for people to work beyond 66 in exchange for higher State Pension (Contributory) rate
- Therefore, 66 remains the Normal Retirement Age for Single Scheme



Employers



Toolkits



Retirement

Single Public Service Pension Scheme

English | Gaeilge Aa Aa

Search

Filter by ▾



Home

Overview

Members

Employers

News

Contact ▾



Single Public Service Pension Scheme > Employers > Toolkits > Calculation Tools > Cost Neutral Early Retirement Calculation Tool

Cost Neutral Early Retirement Calculation Tool

Purpose

This calculation tool assists pension administrators to calculate the specific pension and lump-sum actuarial reduction factors to be applied to the gross referable pension and once-off lump sum amounts accrued by eligible, active standard accrual Single Scheme members who wish to avail of Cost Neutral Early Retirement on or after their 55th birthday and before the applicable Normal Retirement Age.

Please read the Disclaimer and Explanatory Notes tabs prior to undertaking calculations.

Document Name Cost Neutral Early Retirement Calculation Tool
Date of Issue 26 July 2018



(Excel, 63 KB)



Ill-Health Retirement



III-Health Retirement

- Active member eligible to retire on medical grounds once eligibility requirements met (e.g. medical assessment, employer approval)
- **Guidance Note 1 of 2017** and Section 29 of Public Service Pensions (Single Scheme and Other Provisions) Act 2012
- Benefits payable differ depending on whether member is vested or not
- Deferred members may be eligible to apply for Ill-Health Retirement benefits before the Normal Retirement Age



III-Health Retirement

Vested

Active Member

Lump Sum and Pension may be enhanced

Deferred Member

Lump-Sum and Pension paid before the NRA
(no enhancements)

Not Vested

Active Member

Short-Service Gratuity may be payable



Ill-Health Retirement - Overview

- Active members who apply for Ill-Health Retirement will be medically assessed against the criteria below:
 - *Nature of ongoing medical condition likely to be permanent*
 - *Incapable of regular and effective service in current occupation/grade*
 - *All reasonable options regarding working arrangements examined and not practical*
- The lump sum and pension benefits payable to an active, vested Member retiring on medical grounds may be enhanced
- Approval to discharge on medical grounds is at the appropriate level in the Relevant Authority



III-Health Retirement – Not Vested

Not Vested

- A non-vested member is eligible to apply for Ill-Health Retirement
- If approved a once-off “Short Service Gratuity” only may be payable
- Short Service Gratuity calculated at 8.5% of actual pensionable remuneration in the period of employment
- Pension contributions will not be refunded
- No other benefits payable
- No Spouse/Civil Partner or Child Pension benefit eligibility

Reference: DPER Guidance Note 1 of 2017



III-Health Retirement – Not Vested

- Chris is 50 years old and a Single Scheme member
- Working full time since June 2021, with no breaks in service/unpaid absences
- His pensionable remuneration is €24,000 per annum or €2,000 per month
- He falls ill in December 2022 and is approved to retire on ill health grounds

Calculation

As a non-vested Scheme member, he is eligible to receive a Short Service Gratuity equal to **8.5%** of the pensionable remuneration he earned over the period of his pensionable employment:

- Employment period
- Pensionable remuneration earned in that period
- Short service gratuity

1.5 years/18 months

€36,000 (€24k x 1.5)

€36,000 * 8.5% = €3,060



III-Health Retirement – Vested

Vested

Enhancement is based on full year in which member referable amounts have not been reduced as a result of unpaid sick-leave or TRR (Temporary Rehabilitation Remuneration)

Pension & Lump Sum Benefit Enhancement factors:

- Enhancement of pension and lump sum referable amounts based on:

(1) Time period – time from *Ill-Health Retirement Date* to *Normal Retirement Date*, divided by 2

(2) Monetary amount – the greater of

- *Referable amounts (lump sum and pension) accrued in the most recent full calendar year*
 - *Average annual referable amounts (lump sum and pension) accrued in the 3 most recent full calendar years*
- Enhancement amount is *always* capped at **ten x the value of the most recent full year** referable amounts



III-Health Retirement example– Vested

- Victor is a 50 year old Single Scheme member, working full time since 1 January 2016, with no breaks in service/unpaid absences/periods on TRR
- His date of birth is 5 March 1972 and his NRA is 66 years of age
- His pensionable remuneration between 2016 and 2022 was €50,000 per annum
- He falls ill and is approved to retire on medical grounds
- His referable amounts accrued as a Scheme member are as follows

Year	Lump Sum	Pension
2016 * CPI adjusted	€2,025.94	€345.71
2017 * CPI adjusted	€2,017.88	€338.64
2018 * CPI adjusted	€2,003.85	€329.60
2019 * CPI adjusted	€1,978.13	€318.45
2020 * CPI adjusted	€1,978.13	€316.86
2021	€1,875.00	€300.34
2022	€351.56	€55.11
Total	€12,230.49	€2,004.71



III-Health Retirement example– Vested

Eligibility

- | | |
|--|------------------------------|
| • What is Victor's proposed Retirement Date? | 5/3/2022 |
| • Is Victor eligible to retire on medical grounds? | Yes |
| • Has employer approval issued? | Yes |
| • What type of retirement applies? | III-Health Retirement |

Issue RORF, Ret Ben 1, other Retained Single Scheme Benefits Verification form

- Completed RORF and other documentation returned

Validate information

- Ret Ben 1 **no retained pre-2013 public service pension benefits**
- Retained Single Scheme Benefits Verification Form **no other retained benefits**
- Member Vested? **Yes**



III-Health Retirement example– Vested

Enhancement factors:

$$\begin{aligned} \text{(i) Time period} &= (\text{Normal Retirement date} - \text{Ill-Health Retirement date})/2 \\ &= (5 \text{ March } 2022 \text{ to } 5 \text{ March } 2038)/2 \\ &= (16)/2 \\ &= \mathbf{8 \text{ years}} \end{aligned}$$

(ii) Determine **monetary enhancement factor**, the greater of:

- Referable amounts accrued in most recent full year OR
- Average annual referable amounts accrued in 3 most recent full calendar years

(a) *Referable amounts accrued in most recent full year*

▪ Lump Sum	€1,875.00	(2021)
▪ Pension	€ 300.34	(2021)

(b) *Average annual referable amounts accrued in 3 most recent full calendar years*

▪ Lump Sum	€1,943.75	(2019, 2020 and 2021)
▪ Pension	€ 311.88	(2019, 2020 and 2021)

Referable amounts at (b) are the greater

“Relevant Pension”
and “Relevant Lump-
Sum” amounts



III-Health Retirement example– Vested

Establish accrued Referable Amounts across all Single Scheme employments

- Lump Sum **€12,230.49**
- Pension **€ 2,004.71**

Enhancement to be added to Referable Amounts above

- Lump Sum Enhancement = **8 * €1,943.75 = €15,550.00**
- Pension Enhancement = **8 * € 311.88 = € 2,495.04**

Verify enhancement less than 10 x Referable Amounts accrued in most recent full year

- Lump Sum €1,875.00 * 10 = €18,750.00 (enhancement of €15,550.00 is less)
- Pension € 300.34 * 10 = € 3,003.40 (enhancement of €2,495.04 is less)

Pension and Lump Sum Awarded


- Total Lump Sum: €12,230.49 accrued + €15,550.00 enhancement = **€27,780.49**
- Total Pension: € 2,004.71 accrued + € 2,495.04 enhancement = **€ 4,499.75**



Ill-Health Retirement – Deferred Members

- A vested member who has paid contributions to the Scheme for 24 months or more and ceases pensionable employment before reaching the Normal Retirement is eligible to apply for deferred or “preserved” benefits on reaching the Normal Retirement Age
- Deferred members who incur ill-health can apply for early release of deferred retirement benefits accrued if the final Relevant Authority is satisfied that such a member would be eligible for retirement on medical grounds if still employed in active pensionable employment.

**No enhancements will apply to retirement benefits in the case of
Ill-Health Retirement of a Deferred Member**





A member may apply for Cost Neutral Early Retirement from a minimum of what age ?

55 years of age



Only “standard accrual”
members may be eligible to
apply for Cost Neutral Early
Retirement.

True



An active non-vested member of the Single Scheme who must leave employment on medical grounds may be eligible to receive what kind of benefit?

Short-Service Gratuity



Relevant Authority Administration/Responsibilities



Relevant Authority Scheme Administration

- Recording a Single Scheme member's date of birth is an important part of the retirement planning and forecasting process. This helps to determine the Normal Retirement Age of a RA's scheme membership
- RAs should identify and engage with members coming up to retirement age to ensure there is sufficient time to process and pay member benefits
- It is the responsibility of the final RA to consolidate **all** scheme benefits accrued and restored by an active or deferred Single Scheme member. Prior RA employers are responsible for providing accurate information to the final, processing RA



Relevant Authority Responsibilities

- The Relevant Authority is responsible for ensuring compliance with Revenue rules
- The final Relevant Authority is responsible for payment of retirement benefits.
- It is the responsibility of Relevant Authorities to factor estimated Single Scheme liabilities for a given year into funding demands, as part of the annual financial management and budget-setting activities



Family Law



Compliance – Family Law

- Regard must be had for the terms of any PAO issued by the Family Law Courts and in place prior to issuing retirement options to a Single Scheme member eligible to retire
- A PAO relating to retirement benefits will direct that the trustees of a pension scheme pay a portion of a member's retirement benefit to a designated beneficiary (identified in the PAO) when the member retires.
- Information on whether a PAO is in place should be recorded locally by a Relevant Authority
- If a PAO is in place this will require a mirror retirement process with retirement options issuing to the designated beneficiary



Revenue Compliance



Compliance – Revenue and Lump-sums

- From 1 January 2011, the lifetime tax-free limit on *all* retirement lump sums paid to an individual on or after **7 December 2005** is **€200,000**
- This limit applies to a single lump sum or, where more than one pension lump sum is paid to an individual over time, to the aggregate value of those lump sums
- Amounts in excess of this tax-free limit (the “excess lump sum”) are subject to tax in two stages
 - *The portion between €200,000 and €500,000 is taxed at the standard rate of tax*
 - *Any portion above that is taxed at the individual’s marginal rate of tax*



Compliance – Revenue and Standard Fund Threshold

- The **Standard Fund Threshold (SFT)** is the maximum, lifetime *capital value* of **all** pension funds held by an individual. Relevant where high-earners or those with high-value retained benefits retire. State Pension (Contributory) excluded.
- **DPER Circular Letter 27 of 2014 (paragraphs 17 to 23)** sets out how to calculate the capital value of a pension. **Appendix 3** of this circular also provides some worked examples. Further examples in **Revenue Tax and Duty Manual, Chapter 25 “Limit on Tax Relieved Pension Funds”**
- The SFT is currently €2 million. Tax implications when the SFT threshold is exceeded. Amounts in excess of the SFT or “chargeable excess” are subject to tax at 40%
- Some members may have a **Personal Fund Threshold (PFT)** for pension fund values greater than €2 million. PFT certificates issued by the Revenue Commissioners setting out the member’s PFT value. The PFT certificate must be submitted to the Relevant Authority when processing a retirement.



Compliance – Standard Fund Threshold

- “Benefit Crystallisation Event” or “BCE” refers to any occasion on which an individual becomes entitled to receive a benefit (e.g. a pension, retirement lump sum etc.) under any pension arrangement.
- On each occasion that a “BCE” arises, an individual uses up part of their SFT or PFT
- Member has a number of options to pay the tax due on the chargeable excess. See *Paragraph 29* of **DPER Circular 27 of 2014 for information**
- DPER can also provide guidance - pensions@per.gov.ie

References

DPER Circular Letter 27 of 2014,

Revenue Tax and Duty Manual, Chapter 25 “Limit on Tax Relieved Pension Funds”

www.singlepensionscheme.gov.ie



An Roinn Caiteachais
Phoiblí agus Athchóirithe
Department of Public
Expenditure and Reform

Single Public Service Pension Scheme

English | Gaeilge Aa Aa

Search

Filter by ▾



Home

Overview

Members

Employers

News

Contact ▾



Single Public Service Pension Scheme > Employers > General Information > Administrator FAQs

Administrator FAQs

Purpose

Current Administrator FAQs for Single Pension Scheme. Administrator FAQs should be read with [Scheme Booklet](#).

Document Name

Administrator FAQs

Date of Issue

19 June 2019



(PDF, 587 KB)



Employers



General Information



Administrator FAQs



Employers



Toolkits



Training Resources

Recruitment – Pension Scheme Membership Assignment

Context: This training video focuses primarily on the Applicant Declaration Form template available in our Recruitment Toolkit. It also references the other Employer resources available on our website as well as the *Public Service Pensions (Single Scheme and Other Provisions) Act 2012* referred to as the “2012 Act” throughout the video.

Purpose: The purpose of this video is to provide Administrators with an overview of the information needed at the recruitment and onboarding stage in order to make the right decision on which pension scheme to assign a new recruit to a pensionable post into. The video is complemented by a table linking to other important resources on this website that Administrators may wish to refer to for further guidance.



Further Resources

1. [Applicant Declaration Form](#)
2. [Recruitment Toolkit](#)
3. [Administrator FAQ](#)
4. [Circulars and Legislation](#)

Suite of Training Videos covering:

- Recruitment and Onboarding/Pension Scheme Assignment
- Annual Administration Activities
- Leaving Employment
- Contributions and Referable Amount Calculations
- Purchase of Single Scheme Retirement Benefits
- Single Scheme Transfer Facility



www.singlepensionscheme.gov.ie



singleschemequeries@per.gov.ie



An Roinn Caiteachais
Phoiblí agus Athchóirithe
Department of Public
Expenditure and Reform



Single Public Service Pension Scheme

Relevant Authority Training Webinar

Module D: Retirement Benefits Administration

Thursday, 27 July 2023

